

Utterly Horses Activity Sheet: Creating a WindDancers Firefly Mobile

In this step-by-step Tutorial, we are going to make a Mobile with Firefly Model Horses. Fireflies are horse Fairys that glow-in-the-dark and have beautiful wings that flutter in the breeze, bringing adventure and excitement to those who believe.



Materials you will need are:

- Firefly Models (as many as you wish)
- Cotton or fishing wire
- Paperclips
- Coat Hanger (wire or plastic)
- Scissors
- Sellotape



Before you begin: Remember it is important to be careful with scissors and we recommend that you ask an adult for help.

Step One:

Cut a length of cotton and tie one end of it around the belly of your firefly, securing it just in front of their wings. It is best to loop the cotton around its belly a few times for additional strength. Make sure you leave the other end of the cotton free as this is going to be attached to the mobile.



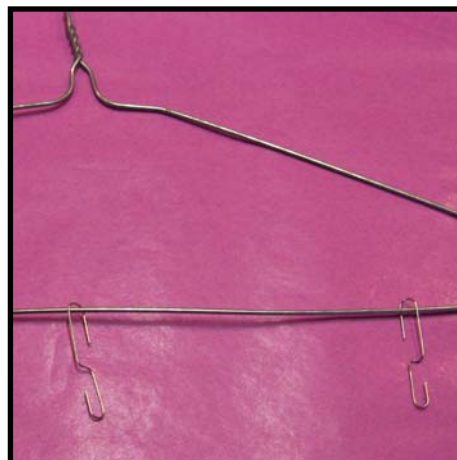
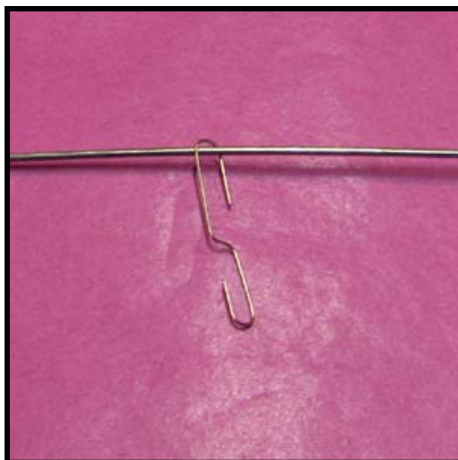

Duplicate the same step for as many fireflies you wish to hang from the mobile. The picture right, shows our three Fireflies, Menaka, Anila and Rabiah all ready to be attached to the mobile.



Continued....

Step Two:

Take one of the paperclips and bend it backwards so you have two hook-like shapes at either end. This is what we are going to use to attach the cotton (which is attached to the Firefly) to the coat hanger- which is going to act as our mobile. Repeat the process for as many paperclips as you require- in this case we need three paperclips as we are going to hang three Fireflies from the mobile.



Step Three

Now we are going to attach our Fireflies to the coat hanger. Take the cotton end that is not attached to the Firefly and attach it securely to the one of the bent paperclips. Repeat the process for the other Fireflies. Items suspended from mobiles usually hang at different lengths and you can do the same for your mobile- simply make the length between your Firefly and the paperclip longer or shorter. Once you have attached all of your Fireflies, secure the paperclips to the coathanger with a piece of sellotape. This will prevent the paperclips sliding up and down your coathanger when the mobile is hung up.



Tada! Your Fireflies Mobile is now complete!

Congratulations! Hang your completed mobile near a window or radiator and watch the Fireflies "fly" on the breeze or air currents.

We would love to see your Firefly mobile creations- send your pictures to: becky@utterlyhorses.com and we will post them on the website.



Activity Sheet Produced
by
Utterly Horses
Written by Becky (2007)
www.utterlyhorses.com